

Engineering Specification

Job Name _____

Contractor _____

Job Location _____

Approval _____

Engineer _____

Contractor's P.O. No. _____

Approval _____

Representative _____

LEAD FREE*

Series SS007 Stainless Steel Double Check Valve Assembly

1/2" – 1"

⚠ WARNING

Freeze sensor solely provides alerts about a possible freeze event and cannot prevent a freeze event from occurring. User action is required to prevent freeze conditions from causing product and/or property damage.

Series SS007QT Stainless Steel Double Check Valve assembly provides protection of the potable water supply for non-health hazard cross-connections. Only those cross-connections identified by local inspection authorities as non-health hazard shall be allowed the use of an approved double check valve assembly. Use this assembly when the downstream liquid is of a composition in which bronze material would be damaged or if it is desirable to eliminate trace elements of lead and copper. Typical low hazard installations may be found in industrial or chemical plant use, pulp and paper industry, hospitals, and corrosive atmospheres. Series SS007 features Lead Free* construction to comply with Lead Free* installation requirements.

The series includes a freeze sensor for use with SentryPlus Alert® technology to monitor temperature and alert facility personnel when freeze conditions can cause damage to equipment. (The sensor is installed on the assembly exterior and does not alter assembly functions or certifications.)

NOTICE


An add-on connection kit (sold separately) is required to activate the freeze sensor. Without the connection kit, the sensor is a passive component that does not communicate with any other device. (For more information, download RP/IS-007S.)

NOTICE

Use of the freeze sensor does not replace the need to comply with all required instructions, codes, and regulations related to installation, operation, and maintenance of the backflow preventer.

Watts is not responsible for data transmission failures due to power outages, connectivity issues, or improper installation.

*The wetted surface of this product contacted by consumable water contains less than 0.25% of lead by weight.



SS007QT with Freeze Sensor

Features

- Investment Cast 316 stainless steel for corrosion resistance
- All wetted valve components (test cocks, ball valve shutoffs, pipe nipples, body and cover, and check modules) made from Lead Free stainless steel or plastic construction
- Bolted-on, top-entry, single access cover for ease of maintenance
- Modular check construction featuring nonreversible checks with captured springs for simplified servicing
- Top-mounted, vandal-resistant EZ-TC-SS test cocks requiring no tools or fittings for easy access during testing
- Stainless steel test cocks including dust covers to protect the threads from dirt, dust and insects
- Replaceable check valve seats requiring no special tools
- True line sized check modules to reduce fouling from dirt and debris
- Available freeze sensor connection kit to activate a monitoring system that trigger alerts for low and freezing temperatures
 - Built-in Wi-Fi function to communicate freeze alerts directly to the user, eliminating the need for a third-party controller
 - Included standalone sensor to provide flexibility in locating a measuring tool at or near any water-carrying outdoor installation vulnerable to freezing conditions
 - Switched output relay to augment BMS or irrigation management systems with reinforced control of sprinkler systems

NOTICE

The information contained herein is not intended to replace the full product installation and safety information available or the experience of a trained product installer. You are required to thoroughly read all installation instructions and product safety information before beginning the installation of this product.

Inquire with governing authorities for local installation requirements.

Specification

A Double Check Valve assembly shall be installed at each noted location. The assembly shall consist of two positive seating check modules with captured springs and silicone seat discs. Seats and seat discs shall be replaceable without the use of special tools. There shall be no threads or screws, in the waterway, exposed to line fluids. Service of all internal components shall be through a single access cover secured with stainless steel bolts. The assembly shall include two resilient-seated isolation valves, four top-mounted, vandal-resistant test cocks with dust covers, and a protective stainless steel Wye strainer with a 20 mesh screen. The assembly shall consist of an Investment Cast 316 stainless steel body and cover with Series 300 stainless steel test cocks, 316 stainless steel ball valve shutoffs with PTFE seat blowout-proof 304 stainless steel stem, and 304 stainless steel tee handles. The assembly shall meet the requirements of ASSE Standard 1015 and AWWA Standard C510. The Lead Free* Stainless Steel Double Check shall comply with state codes and standards, where applicable, requiring reduced lead content. The assembly shall be a Watts Series SS007QT, and shall include a freeze sensor mounted to one of the test cocks.

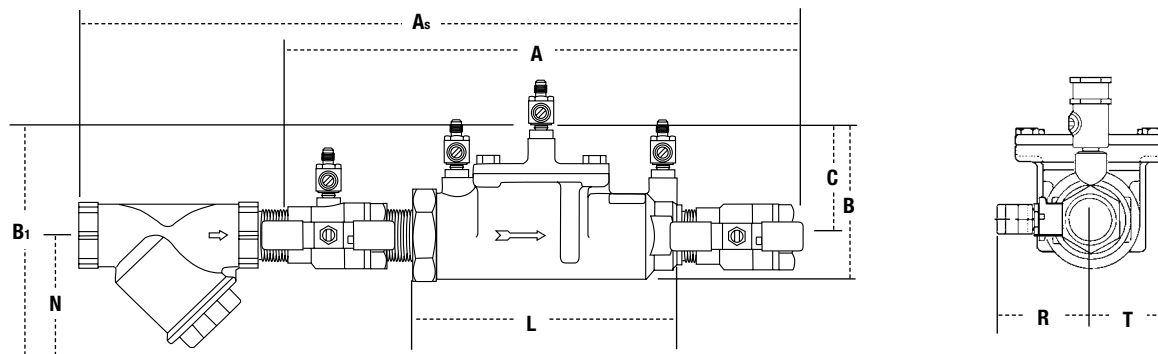
Model/Option

FZ Freeze sensor
S Stainless steel strainer

Pressure – Temperature

Temperature Range: 33°F – 180°F (0.5°C – 82°C) continuous
Maximum Working Pressure: 175 psi (12.1 bar).

Dimensions – Weights



Call customer service if you need assistance with technical details.

MODEL	SIZE		DIMENSIONS										WEIGHT							
	in.	mm	A	As	B	B1	C	L	N	R	T	lb	kg							
SS007M3QT	1/2	12.7	10	254	4 3/8	117	-	-	2 1/16	62	5	127	-	-	2 1/16	59	2 1/16	52	3.96	1.80
SS007M3QT	3/4	19.0	11 1/8	283	4	102	-	-	3 1/8	79	6 3/16	157	-	-	2 1/8	54	1 1/16	33	4.58	2.08
SS007M1QT	1	25.4	13 3/4	337	5 1/8	130	-	-	4 1/16	103	-	-	-	-	1 11/16	43	1 11/16	43	10.40	4.72
SS007M3QT-S	1/2	12.7	13	330	4 5/8	117	6	152	2 1/16	62	5	127	3	76	-	-	-	-	-	-
SS007M3QT-S	3/4	19.0	14 1/2	368	4	102	6 1/8	156	3 1/8	79	6 3/16	157	3	76	-	-	-	-	-	-
SS007M1QT-S	1	25.4	17 15/16	456	5 1/8	130	7 3/4	197	4 1/16	103	-	-	3 1/4	83	-	-	-	-	-	-

Standards

AWWA Standard C510
USC Manual 9th Edition

Approvals



Approved by the Foundation for Cross-Connection Control and Hydraulic Research at the University of Southern California – horizontal and vertical flow up
Option FZ not listed

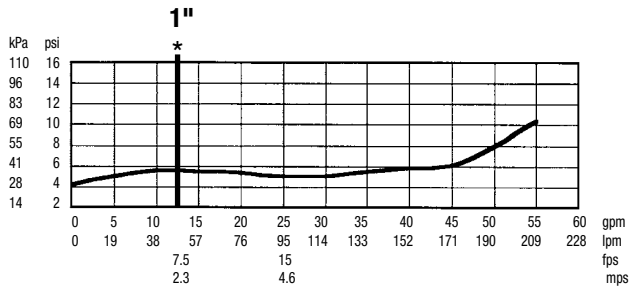
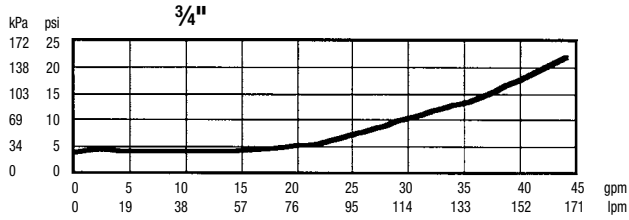
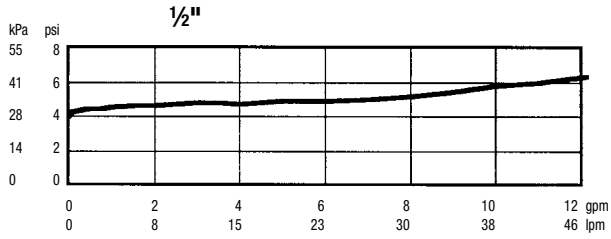
Insulated Enclosure

The WattsBox insulated enclosure can be installed with this series. For more information, download ES-WB.

Capacity

Performance as established by an independent testing laboratory.

*Typical service flow rate (7.5 ft/s)



USA: T: (978) 689-6066 • Watts.com

Canada: T: (905) 332-4090 • Watts.ca

Latin America: T: (52) 55-4122-0138 • Watts.com

