

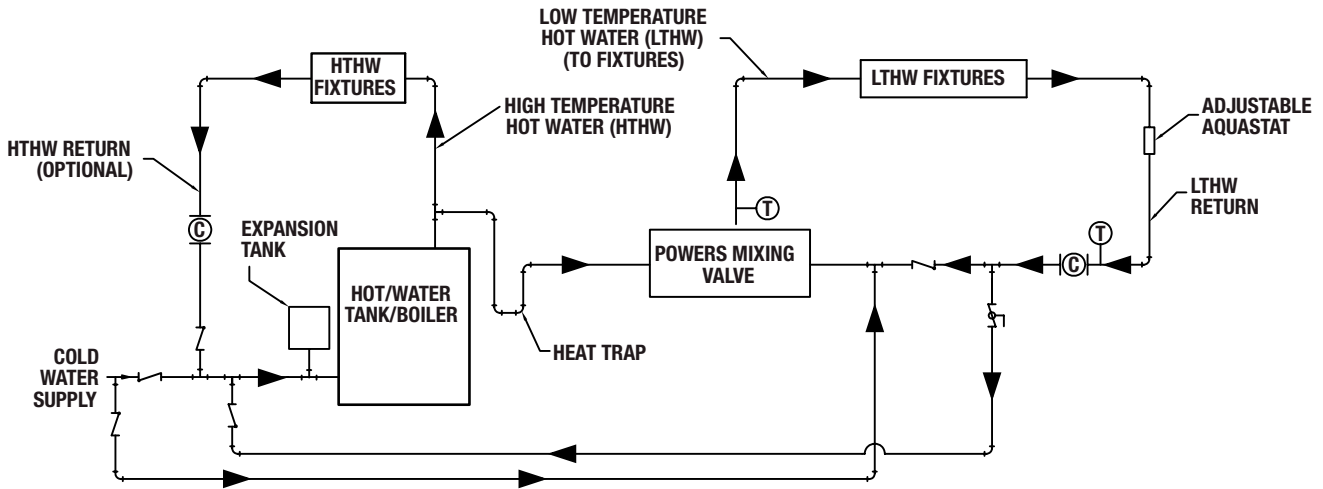
## For Non-Health Hazard Applications

Job Name \_\_\_\_\_ Contractor \_\_\_\_\_  
 Job Location \_\_\_\_\_ Approval \_\_\_\_\_  
 Engineer \_\_\_\_\_ Contractor's P.O. No. \_\_\_\_\_  
 Approval \_\_\_\_\_ Representative \_\_\_\_\_

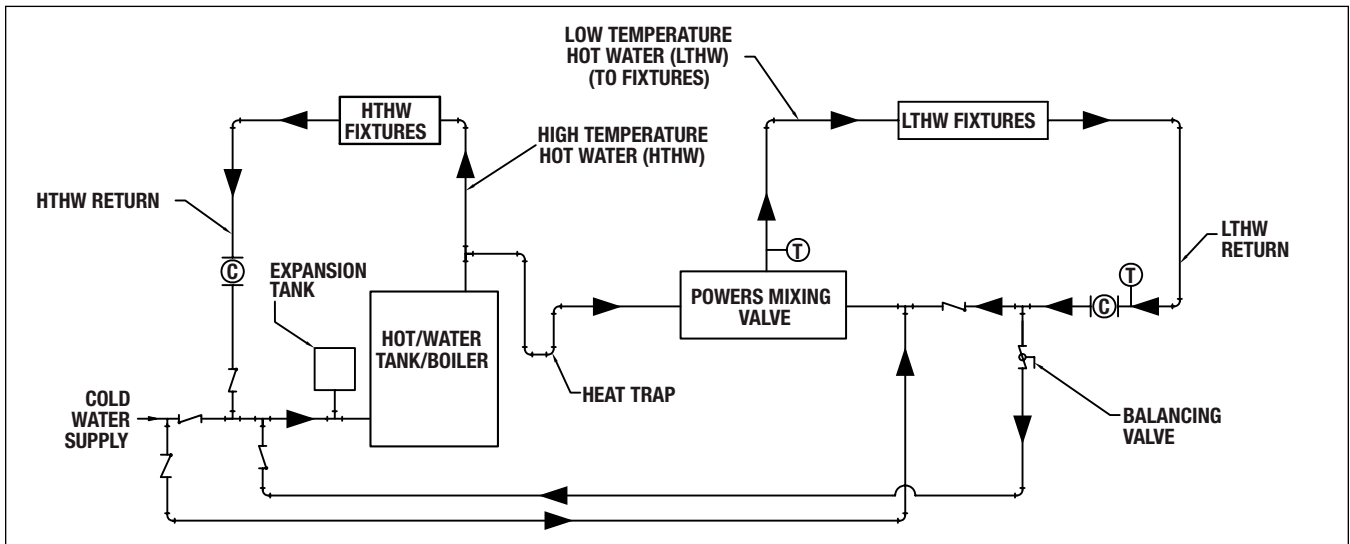
# Piping / Recirculation Diagram

## Master Mixers and Hi/Lo's

### Recirculation with Aquastat Control



### Continuous Recirculation

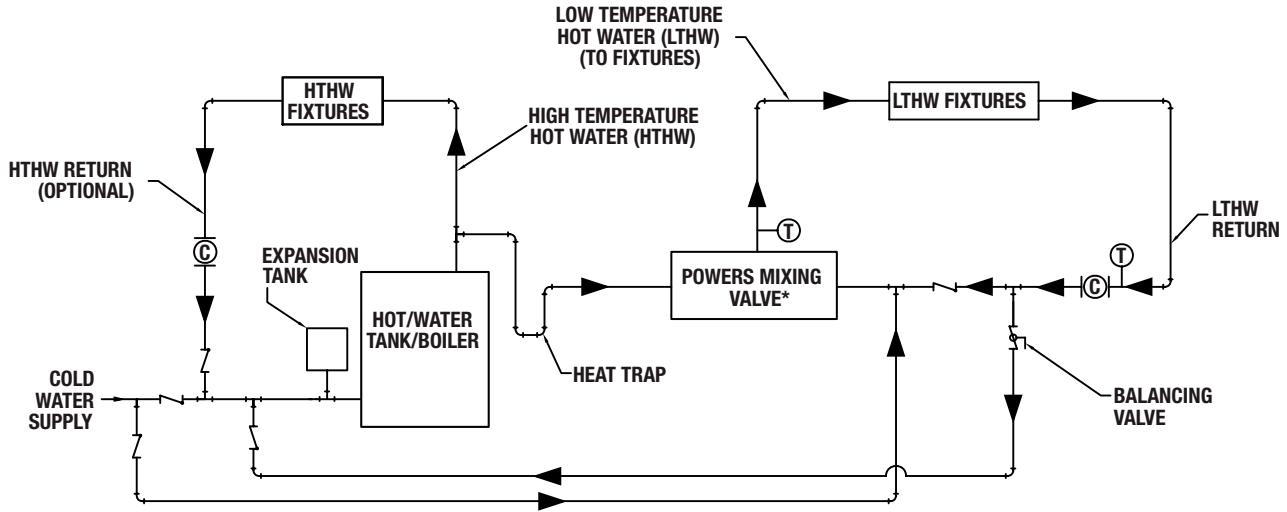


© Select flow rate as necessary to ensure Powers mixing valve is operating at an ASSE 1017 minimum certified flowrate. See Literature.

- |       |                           |
|-------|---------------------------|
| Ⓣ     | TEMP/PRESSURE GAUGE       |
| ▶     | FLOW DIRECTION            |
| /     | CHECK VALVE               |
| / /   | BALANCING VALVE           |
| / / / | AUTOMATIC BALANCING VALVE |
| Ⓢ     | CIRCULATOR                |

Powers product specifications in U.S. customary units and metric are approximate and are provided for reference only. For precise measurements, please contact Powers Technical Service. Powers reserves the right to change or modify product design, construction, specifications, or materials without prior notice and without incurring any obligation to make such changes and modifications on Powers products previously or subsequently sold.

# Continuous Recirculation\*



\*MUST RUN RECIRC PUMP CONTINUOUSLY WHEN REQUIRED MINIMUM FLOW IS LESS THAN OR EQUAL TO THE VALVE MINIMUM FLOW (REFER TO LITERATURE).

Ⓣ	TEMP/PRESSURE GAUGE
▶	FLOW DIRECTION
↘	CHECK VALVE
↔	BALANCE VALVE
Ⓢ	CIRCULATOR

# POWERS™

A WATTS Brand

USA: Tel: (800) 669-5430 • Fax: (847) 229-0526 • PowersControls.com

Canada: Tel: (905) 332-4090 • Fax: (905) 332-7068 • PowersControls.ca

Latin America: Tel: (52) 81-1001-8600 • PowersControls.com